



1. Remove loose dirt.



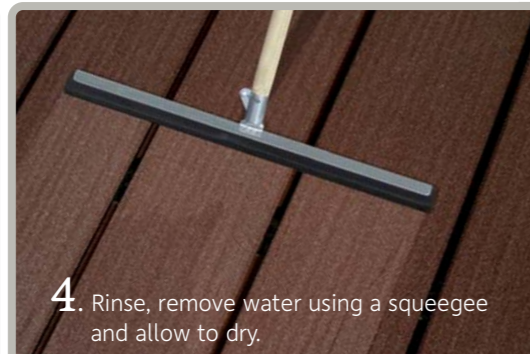
2. Dampen and keep moist for 15 minutes.



Water staining.



3. Brush while moist.



4. Rinse, remove water using a squeegee and allow to dry.



After cleaning with water.



## TERRACE certificate

Terrace: Thinking one step further



www.megawood.com

## Care instructions

Regular care minimises persistent deposits such as pollen, dust or the settlement of organic substances. We recommend cleaning the terrace thoroughly at least twice a year and more frequently if necessary. The outdoor temperature should be at least 15°C when cleaning the terrace. Please proceed as follows when cleaning:

1. Brush away any dry, loose dirt from the terrace deck.
2. Sufficiently water the entire terrace deck and keep moist for at least 15 minutes.
3. Clean the terrace deck using a solid brush or scrubber. If a deeper clean is required, please also use a surface cleaner with a rotating brush.
4. Thoroughly rinse with clear tap water.



**Note:** A gradient of at least 2% makes terrace maintenance easier as this largely prevents waterlogging and water stains. You can find further information online at: [www.megawood.com/135](http://www.megawood.com/135)

## Combating rain with water

Water marks may form as a result of precipitation and dust deposits. This is particularly common in transitional areas between covered and uncovered areas. Such marks can be removed using water and a scrubber. The effect of the water stains lessens in time but cannot be entirely avoided. Regularly cleaning the covered surfaces using clear water reduces the formation of water stains.

## Rigorous cleaning

Sunlight and rain are able to remove many types of stains by themselves. Stubborn soot-based stains can be treated with **megaclean**. Apply diluted **megaclean** to a large areas of the deck which have been cleaned and watered in advance, rub in the megaclean until it foams, allow it to take effect, brush away and then thoroughly rinse. The ideal effect is reached at outdoor temperatures of 15°C and above.



## An excellent choice

**Safety:** Over 6 million square metres of NOVO-TECH terrace floor boards have been laid since 2005. This amount of assembled surfaces and our experiences ensures excellent safety.

**Quality:** Our products are "Made in Germany" and are periodically examined in terms of their quality by external authorities. They also bear the "Gütegemeinschaft Holzwerkstoffe e.V." (German Wood-Based Materials Quality Association) quality seal. NOVO-TECH is certified in accordance with ISO 9001.

**Responsibility:** Child safety comes as standard at our company. For instance, megawood® is free from softening agents and PVC. Our material meets all child's toy suitability requirements in accordance with DIN EN 71-3.

### IMPRINT


**Publisher:** NOVO-TECH TRADING GmbH & Co. KG • Siemensstraße 31, 06449 Aschersleben, Germany

**Concept/design/layout:** toolboxx-media, Magdeburg

**Text:** toolboxx-media, Stefanie Härtel • **Image credits:** Christian Wolf

Subject to change. Colours and graphics may differ due to printing processes.

**Date:** 1. edition 2017 EN / 22.03.2017




## Dear customer,

Congratulations on the purchase of your megawood® terrace. With megawood®, you have purchased a product that consists of up to 75 % natural fibres obtained from sustainable forests that supply our planing and sawmill industry. The positive characteristics of the wood that dominate megawood® products are reinforced by the addition of premium polymers and additives. The result is a durable polymer-bound wood material that is ideally suitable for outdoor use.

## Colour diversity

The diverse range of megawood® barefootboard colours is based on natural tones and consequently integrates itself into your garden. Slight colour deviations and nuances are desired and underline the natural wood look. Mixing the boards before laying ensures a well-balanced overall picture.



## Colour maturation

megawood® barefootboards contain no plastic skin. The visual appearance and feel of the boards are determined by the natural wood material. The boards obtain their final appearance after approx. 6-8 months of weathering. Differences in colour due to laying the boards at different times or as a result of opened packaging will harmonise over time. A patina will form on the surface during the colour maturation process. Depending on the degree of weathering, this process may take longer when dealing with covered terraces.



## Life on the terrace

Traces of use or instances of "polishing" will occur on the surface when the terrace is used. These traces of wear will harmonise over the course of time and will usually vanish as a result of natural weathering. Fewer visible traces of use form on terraces that are regularly cleaned.

## Real natural fibres

For raw material reasons, small inclusions of bast and natural fibres may occur. They may occur on the surface as a result of water absorption. The particles will largely disappear over time as a result of terrace use. They can also be mechanically removed. The product will not be damaged as a result.

